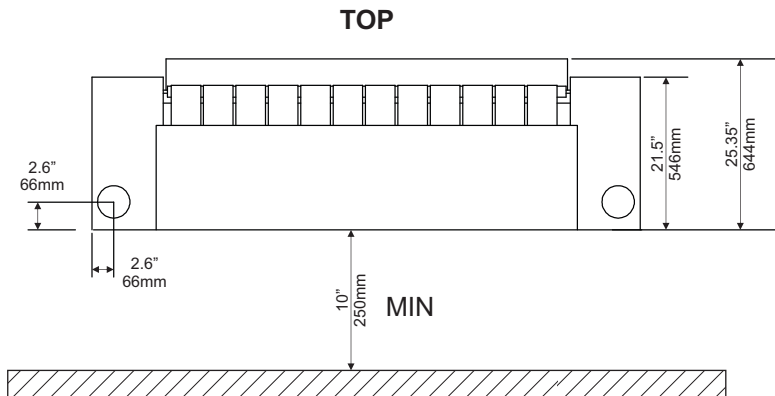
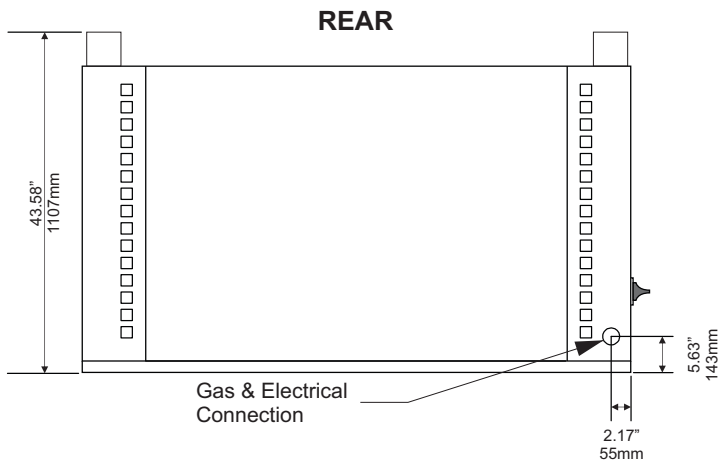
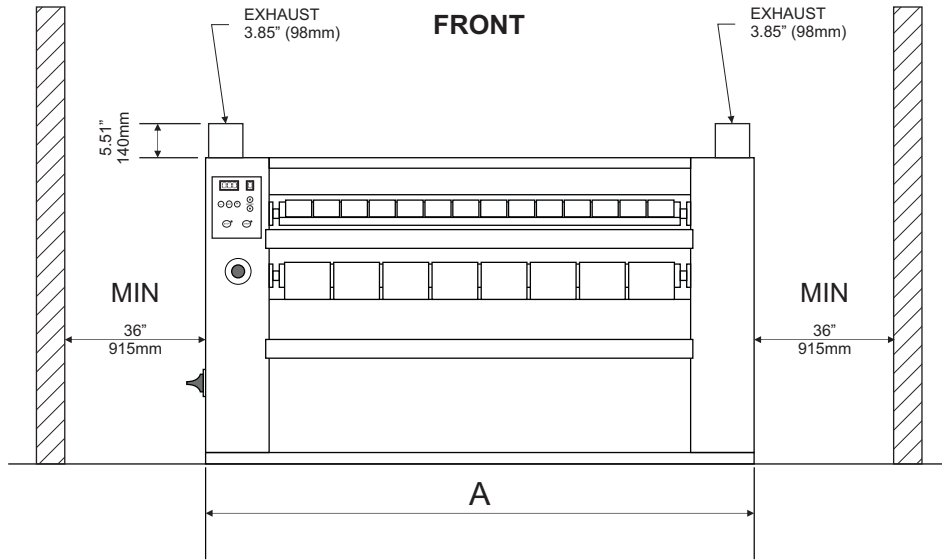


A



Model	Metric	US	IC-1355	IC-1363	IC-1379
Number of Rolls	#		1	1	1
Roll Diameter	mm	inch	325 13	325 13	325 13
Working Width	mm	inch	1400 55	1600 63	2000 79
Speed Range	m/min	ft/min	1-6.5 3.3-21.5	1-6.5 3.3-21.5	1-6.5 3.3-21.5
Sound Level	dB		60	60	63
Dimensions					
A - Width	mm	inch	1960 77.2	2210 87.0	2630 103.5
B - Depth	mm	inch	644 25.4	644 25.4	644 25.4
C - Height	mm	inch	1107 43.6	1107 43.6	1107 43.6
Exhaust System					
Air Flow, Primary	cmm	cfm	2 x 8 2 x 295	2 x 8 2 x 295	2 x 8 2 x 295
Exhaust Duct	mm	inch	2 x 98 2 x 3.85	2 x 98 2 x 3.85	2 x 98 2 x 3.85
Electric Heat					
Consumption	kW		12	16	21
Roll Motor	kW	HP	1/4 1/3	1/4 1/3	1/4 1/3
Fan Motor	kW	HP	1/8 1/6	1/8 1/6	1/8 x2 1/6 x2
208-240VAC, 50/60Hz, 3PH	Amps	Breaker	32 40	49 50	63 80
380-480VAC, 50/60Hz, 3PH	Amps	Breaker	16 20	25 30	32 40
Gas					
Heat Input	BTU		48,000	77,000	102,000
Roll Motor	kW	HP	1/4 1/3	1/4 1/3	1/4 1/3
Fan Motor	kW	HP	1/8 x2 1/6 x2	1/8 x2 1/6 x2	1/8 x2 1/6 x2
120VAC, 50/60Hz, 1PH	Amps	Breaker	8 15	8 15	8 15
208-240VAC, 50/60Hz, 1PH	Amps	Breaker	4 15	4 15	4 15
208-240VAC, 50/60Hz, 3PH	Amps	Breaker	2 15	2 15	2 15
380-480VAC, 50/60Hz, 3PH	Amps	Breaker	2 15	2 15	2 15
Weight & Shipping					
Net Weight	kg	lbs	300 660	355 781	405 891
Shipping Weight	kg	lbs	335 737	375 825	428 942

REV	BY	DATE	REV. DESCRIPTION
A1	AFA	1-18-2017	Created
DRAWN BY		DATE	 Panama City, FL Phone: 850-249-2222 Fax: 850-249-2226 www.bandctech.com
A. Adcock		1-18-2017	
CHECKED BY		DATE	
C. Oswald		1-18-2017	
DESCRIPTION			
General Technical Specifications			
IC-13 General Specifications (IC-1355/63/79)			
DATE	FILE NAME	SHEET	
1-1-2017	IC-13-General-Specifications	1 OF 1	